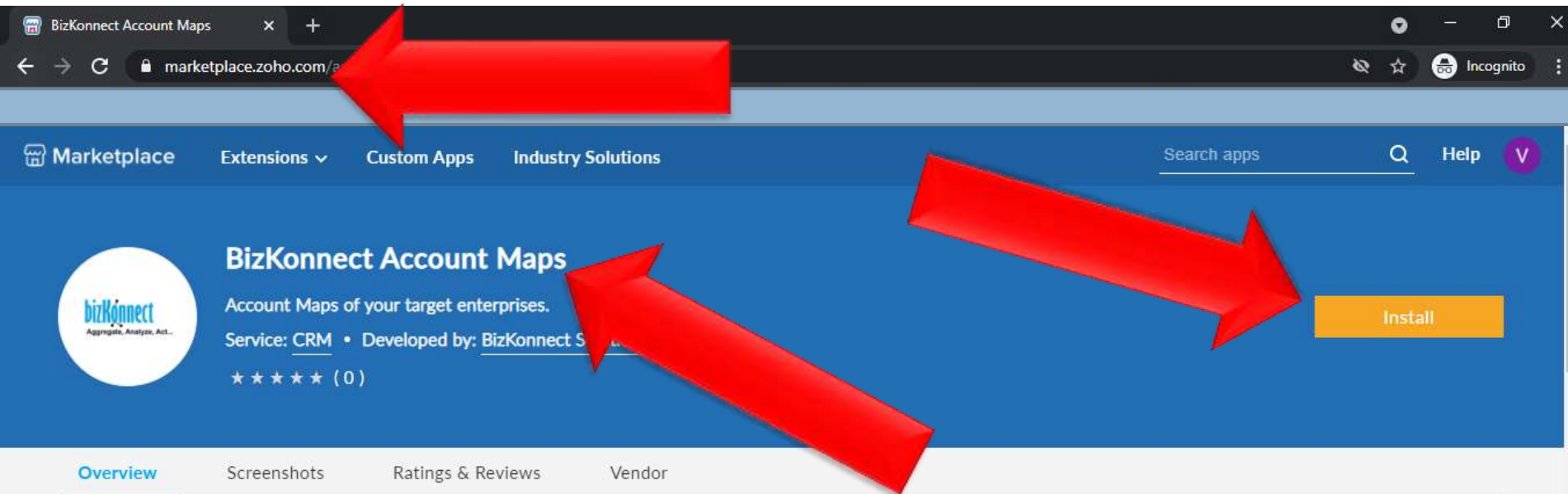


BizKonnnect Account Maps for Zoho CRM





Login to Zoho Marketplace & install BizKonnnect Account Maps extension



The account maps empower your sales team with the decision making, actionable insights and connections into their target accounts.



Category	Marketing
Pricing	Paid
Platform	Sigma

Compatible Editions

- Standard
- Professional
- Enterprise

The successful installation takes you to the Zoho CRM. Here, you need to click on the Accounts page & scroll down the Field Listing column.

The screenshot shows the Zoho CRM interface. The browser address bar displays `crm.zoho.com/crm/org743229846/settings/modules/Accounts/field-listing`. The top navigation bar includes 'CRM', 'Home', 'Leads', 'Accounts', 'Deals', 'Activities', 'Reports', and 'Feeds'. A 'Free UPGRADE' button is visible on the right. The left sidebar lists modules: 'MODULES', 'Leads', 'Contacts', 'Accounts', 'Deals', 'Campaigns', 'Tasks', 'Meetings', and 'Calls'. The main content area is titled 'Accounts' and contains a 'Field Listing' section. A search bar is labeled 'Search Fields or Data Type'. A table lists fields with their labels and data types. A 'Custom Field' button is located to the right of the table. Three red arrows point to the 'Accounts' menu item, the 'Field Listing' section, and the 'Custom Field' button.

Field Label	Data Type	Custom Field
Account Image	Account Image	
Account Name	Single Line	
Account Number	Long Integer	
Account Owner	Lookup	
Account Site	Single Line	

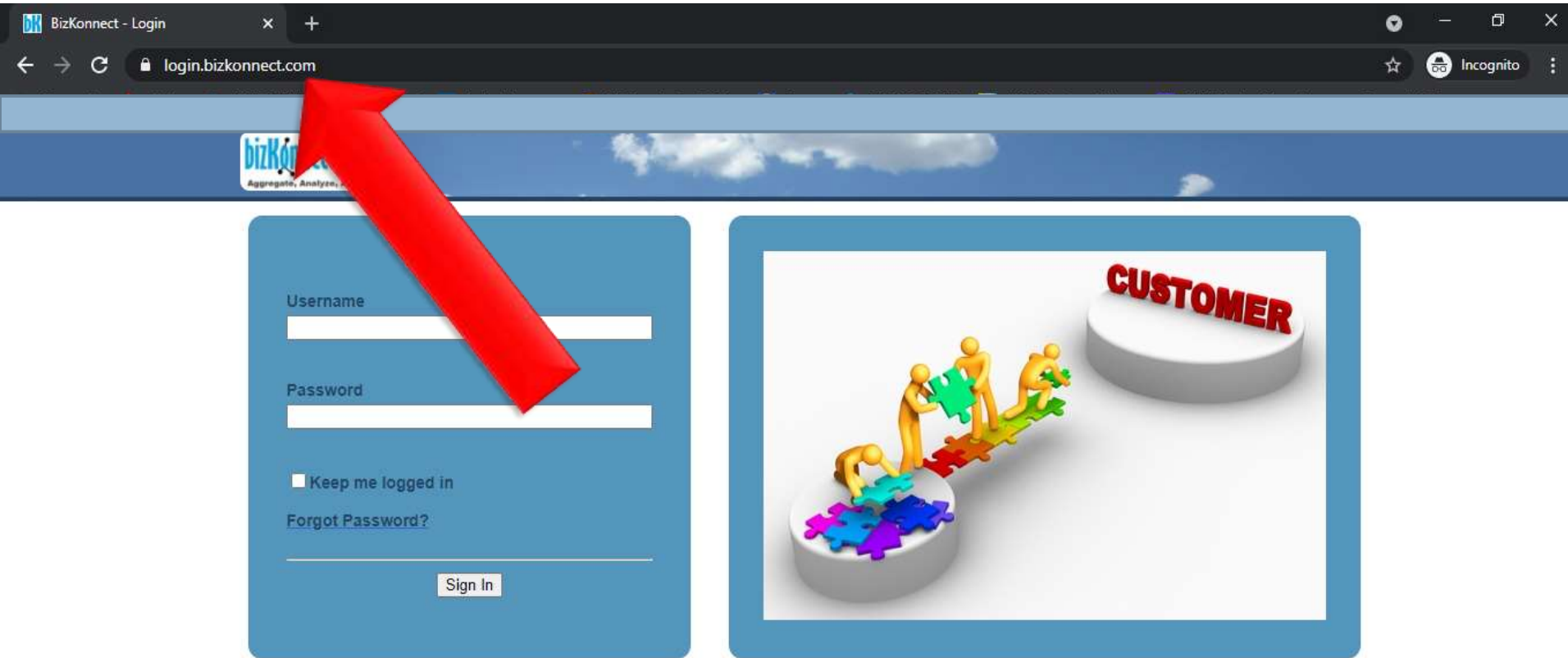
By scrolling down the Field Listing column, you can observe the automatically added custom field of the Org Chart URL.

The screenshot shows the Zoho CRM interface. The browser address bar displays the URL: crm.zoho.com/crm/org743229846/settings/modules/Accounts/field-listing. The page title is "Fields - Zoho CRM". The navigation menu includes: CRM, Home, Leads, Contacts, Accounts, Deals, Activities, Reports, Feeds, and a "Free UPGRADE" button. The left sidebar lists modules: MODULES, Leads, Contacts, Accounts, Deals, Campaigns, Tasks, Meetings, and Calls. The main content area is a table of field listings:

Field Name	Field Type
Created By	Single Line
Description	Multi Line (Large)
Employees	Number
Fax	Fax
Industry	Pick List
Modified By	Single Line
OrgChart_Url	URL
Ownership	Pick List
Parent Account	Lookup
Phone	Phone
Rating	Pick List
Shipping City	Single Line
Shipping Code	Single Line
Shipping Country	Single Line

Two large red arrows point to the "OrgChart_Url" row, highlighting the field name and its type.

Login through login.bizkonnnect.com

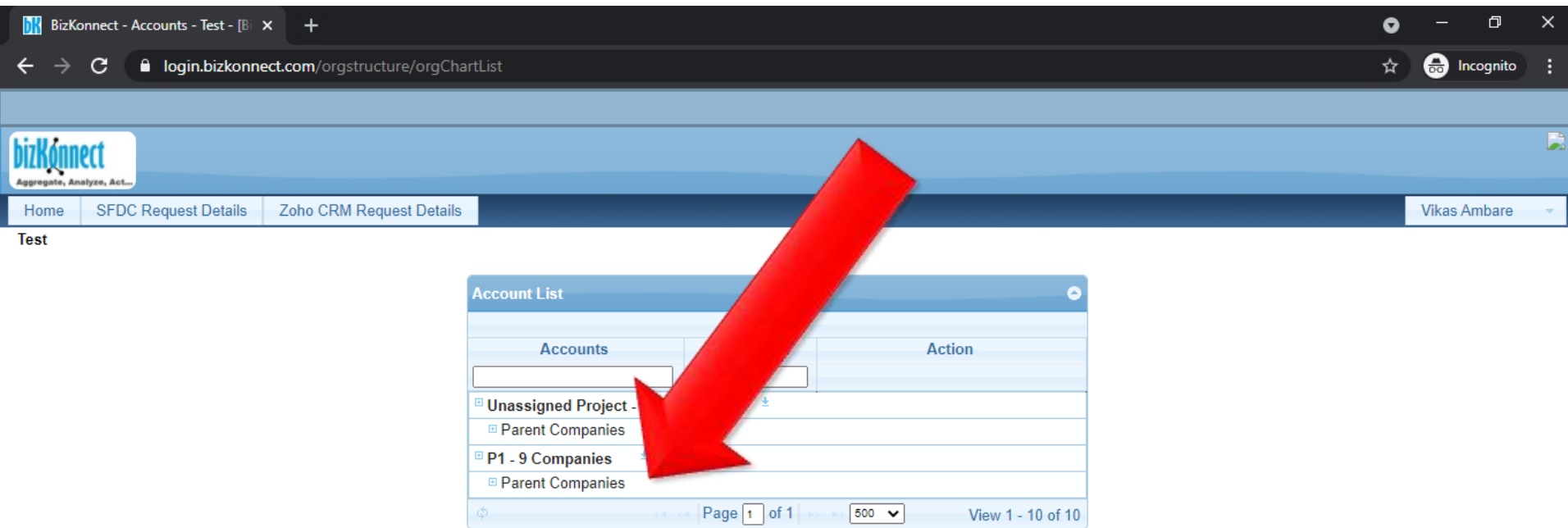


The screenshot shows a web browser window with the address bar containing 'login.bizkonnnect.com'. A red arrow points to the address bar. The page header features the bizKonnnect logo and the tagline 'Aggregate, Analyze, Act'. The main content area is split into two blue panels. The left panel is a login form with the following elements:

- Username input field
- Password input field
- Keep me logged in
- [Forgot Password?](#)
- Sign In button

The right panel contains an illustration of three stylized human figures in orange and yellow, working together to assemble a path of colorful puzzle pieces. The path leads from a circular base on the left to a larger circular base on the right. The word 'CUSTOMER' is written in red, 3D letters on the larger base.

After login-in, on the landing page, under the "Parent companies" button, you can see the list of Accounts whose org-charts have been mapped and delivered to you.



The screenshot shows a web browser window with the URL `login.bizkonnnect.com/orgstructure/orgChartList`. The page header includes the BizKonnnect logo and navigation tabs for "Home", "SFDC Request Details", and "Zoho CRM Request Details". The user's name "Vikas Ambare" is visible in the top right corner. The main content area displays an "Account List" table with the following structure:

Accounts	Action
<input type="text"/>	
Unassigned Project -	
Parent Companies	
P1 - 9 Companies	
Parent Companies	

At the bottom of the table, there is a pagination control showing "Page 1 of 1", a dropdown menu set to "500", and the text "View 1 - 10 of 10". A large red arrow points from the top right towards the "Accounts" column header.

For each Account, you'll see the Action Button - "Push to Zoho CRM"

The screenshot shows the BizKonnnect web application interface. The browser address bar displays the URL `login.bizkonnnect.com/orgstructure/orgChartList`. The application header includes the BizKonnnect logo and navigation tabs for Home, SFDC Request Details, and Zoho CRM Request Details. The user name 'Vikas Ambare' is visible in the top right corner. The main content area displays an 'Account List' table with the following data:

Accounts	ModifiedOn	Action
Unassigned Project - 1 Companies		
Parent Companies		
P1 - 9 Companies		
Parent Companies		
TestChart	2020-10-14	[Icons]
TestorgOpssss	2020-11-10	[Icons] Push to Zoho CRM
TestBySwati	2021-04-07	[Icons]
testOrg2	2021-03-17	[Icons]
Test Company	2021-01-15	[Icons]
Testing Circle	2021-03-31	[Icons]
Test	2021-04-07	[Icons]
Testive, Inc	2021-04-07	[Icons]
Bizkonnnect Solution Pvt Ltd	2021-04-12	[Icons]

The table footer shows 'Page 1 of 1', a dropdown menu set to '500', and 'View 1 - 10 of 10'. A large red arrow points to the 'Push to Zoho CRM' button in the 'Action' column of the 'TestorgOpssss' row.

As you click on the 'Push to Zoho CRM' button – you will be landing on the Zoho Request Page & observe the complete request/status details.

The screenshot shows a web browser window with the URL `login.bizkonnnect.com/zohoCRM/request`. The page header includes the BizKonnnect logo and navigation tabs for 'Home', 'SFDC Request Details', and 'Zoho CRM Request Details'. The user name 'Vikas Ambare' is visible in the top right. The main content area is titled 'Zoho CRM Request' and contains a table with the following data:

Institution Name	Subscription Name	Username	Status	Comment	Created On	Actions
TestChart	Test	vikas.ambare@bizkonnnectsolutions.com	IN_PROCESS		2021-04-14	✖
TestChart	Test	vikas.ambare@bizkonnnectsolutions.com	COMPLETED_SUCCESS		2021-04-14	✖
TestorgOpssss	Test	vikas.ambare@bizkonnnectsolutions.com	COMPLETED_SUCCESS		2021-04-14	✖
TestChart	Test	vikas.ambare@bizkonnnectsolutions.com	COMPLETED_SUCCESS		2021-04-14	✖
Testing Circle	Test	vikas.ambare@bizkonnnectsolutions.com	COMPLETED_SUCCESS		2021-04-12	✖
Test Company	Test	vikas.ambare@bizkonnnectsolutions.com	COMPLETED_SUCCESS		2021-04-12	✖
TestChart	Test	vikas.ambare@bizkonnnectsolutions.com	COMPLETED_SUCCESS		2021-04-09	✖
Test Company	Test	vikas.ambare@bizkonnnectsolutions.com	COMPLETED_SUCCESS		2021-04-09	✖
Test Company	Test	vikas.ambare@bizkonnnectsolutions.com	COMPLETED_SUCCESS		2021-04-08	✖
TestBySwati	Test	vikas.ambare@bizkonnnectsolutions.com	COMPLETED_SUCCESS		2021-04-08	✖
TestChart	Test	vikas.ambare@bizkonnnectsolutions.com	COMPLETED_SUCCESS		2021-04-08	✖
McKesson Corporation	BizKonnnect	vikas.ambare@bizkonnnectsolutions.com	COMPLETED_SUCCESS		2021-03-09	✖
Test Company	Test	vikas.ambare@bizkonnnectsolutions.com	COMPLETED_SUCCESS		2021-03-09	✖
BizKonnnect	Test	vikas.ambare@bizkonnnectsolutions.com	COMPLETED_SUCCESS		2021-03-08	✖

Page 1 of 1 | 20 | View 1 - 14 of 14



Now you can log in to your Zoho CRM platform to check your newly created target account.

The screenshot shows the Zoho CRM interface. The browser address bar displays the URL: `crm.zoho.com/crm/org743229846/tab/Accounts/custom-view/48053070.../list`. The navigation menu includes CRM, Home, Leads, Contacts, Accounts, Deals, Activities, Reports, and Forecast. The 'Accounts' tab is active. The page shows a list of accounts with columns for Account Name, Phone, Website, and Account Owner. The 'Account Name' column header is highlighted with a red arrow. Another red arrow points to the browser address bar. The table contains the following data:

<input type="checkbox"/>	Account Name	Phone	Website	Account Owner
<input type="checkbox"/>	TestorgOps		http://www.testorgopssss.com	Vikas
<input type="checkbox"/>	Testing Circle		http://testingcircle.com	Vikas
<input type="checkbox"/>	TestChart		https://www.3ds.com	Vikas
<input type="checkbox"/>	Test Company		https://www.testcompany.com	Vikas
<input type="checkbox"/>	McKesson Corporation		http://www.mckesson.com/en_us/McKesson.com/	Vikas
<input type="checkbox"/>	McKesson Corporation		http://www.mckesson.com/en_us/McKesson.com/	Vikas
<input type="checkbox"/>	BizKonnnect		http://www.bizkonnnect.com	Vikas



Added here is a redirect custom URL to our ORG Chart Platform

The screenshot shows a Zoho CRM account page for 'TestChart'. The browser address bar displays 'crm.zoho.com/crm/org743229846/tab/Accounts/4805307000000433001'. The CRM navigation bar includes 'CRM', 'Home', 'Leads', 'Contacts', 'Accounts', 'Deals', 'Activities', 'Reports', and 'Feeds'. The account details are shown in a table format:

Overview		Timeline	
Account Type	—	Employees	—
Industry	—	SIC Code	—
Annual Revenue	—	OrgChart_Url	https://login.bizkonnnect.com/orgstructure/orgchartview/UJbSaQ==/Upvaa0Ey/
Created By	Vikas Fri, 9 Apr 2021 06:03 PM	Modified By	Vikas Wed, 14 Apr 2021 07:17 PM
Address Information			
Billing Street	—	Shipping Street	—
Billing City	—		

A red arrow points to the 'OrgChart_Url' field, which contains the URL: <https://login.bizkonnnect.com/orgstructure/orgchartview/UJbSaQ==/Upvaa0Ey/>.

The URL redirects you to our actionable & customizable org chart platform.

Organization Chart

Search (Person) : <Person Name>

Home / TestChart

- TestChart
 - IT
 - Swati Sakhare (QA)
 - Ganesh Kumbhar (Developer)
 - Amruta Jamdade (SEO)
 - Priyanka Mishra (HR)
 - Mangement
 - Milind Prabhudesai (CFO)
 - HR
 - Operations
 - Amulya Nimbargi (Research Analyst)
 - Ratika Naaarayane (Research Analyst)
 - Snehal Jadhav (Research Analyst)

THANK YOU!